

iMeetion



BTM010L

USER'S MANUAL

Left-handed ergonomic
Vertical mouse 2.4G&bluetooth

TECHNICAL SPECIFICATION

| | |
|--------------------|------------------------------|
| Operation Mode: | Opto-electronic |
| Type: | 2.4GHz & Bluetooth Dual Mode |
| Power Type: | Rechargeable |
| Interface: | USB/Type-C |
| Key life: | 5 million times |
| Wireless distance: | 10m |
| Gross weight: | 105±5g |
| Product Size: | 112*83.5*69.5mm |
| Resolution: | 2400dpi |
| Battery capacity: | 700mA |
| Tracking speed: | 30IPS |
| Acceleration: | 10G |
| Frame rate: | 4000FPS |

COMPATIBILITY

Applicable system:

Windows (windows XP / Vista / 7 / 8 / 10 / 11 / Server 2003 / 2000 ,etc) MacOS
(macOS 10.10 above is recommended)

In 2.4G mode:

Suitable for desktop computers, notebook computers, smart TV with USB
interface, etc

In bluetooth mode:

Suitable for desktop computers, notebook computers, mobile phone, smart TV, etc

GENERAL

The product is made in accordance with FCC standard.

The safe product, conforming to the US and EU requirements.

The product is made in accordance with RoHS standard.

BTM010L
QUICK INSTRUCTIONS

2.4G CONNECTION

Step 1



Take out the usb receiver on the
bottom of the mouse

BTM010L
QUICK INSTRUCTIONS

2.4G CONNECTION

Step 2



Insert computer USB interface

(When the product is used for the first time, an automatic hardware installation prompt will pop up in the lower right corner of the computer)

BTM010L
QUICK INSTRUCTIONS

2.4G CONNECTION
Step 3



- 1 Turn on the power switch to green
- 2 Short press the mode switch button to green to use

BTM010L
QUICK INSTRUCTIONS

LIGHT SWITCH



Long press the DPI 3S light to
turn off Longpress the DPI
3S light again to turn on

WARRANTY CARD

Model No.
型号

Date of Sale
购买日期

Seller
销售商

Serial Number
序列号

Address of the Seller
销售商地址

Phone of the Seller
销售商电话

Seller Signature & Stamp
销售商签字盖章



To be Filled in by Service Center 以下由服务中心填写

Date of Receipt 收货日期

Date of Receipt 收货日期

Date of Receipt 收货日期

Date of Return 返回日期

Date of Return 返回日期

Date of Return 返回日期

Special Marks 特殊记录

Special Marks 特殊记录

Special Marks 特殊记录



TECHNICAL SUPPORT

Having technical problems with this product?

Send an email to service@meetion.com

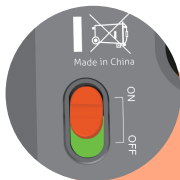
For more information please visit:

www.meetion.com

BTM010L
QUICK INSTRUCTIONS

1

BT CONNECTION
Step 1




Turn on the power switch to green

BTM010L
QUICK INSTRUCTIONS

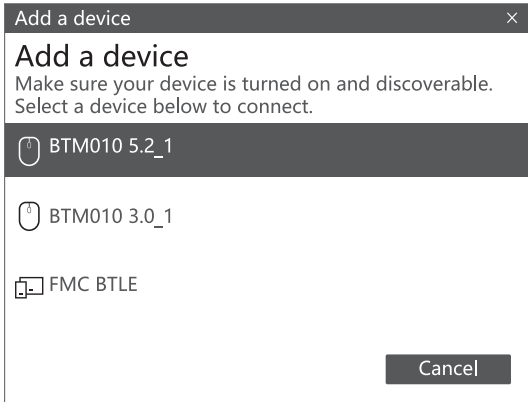
BT CONNECTION
Step 2



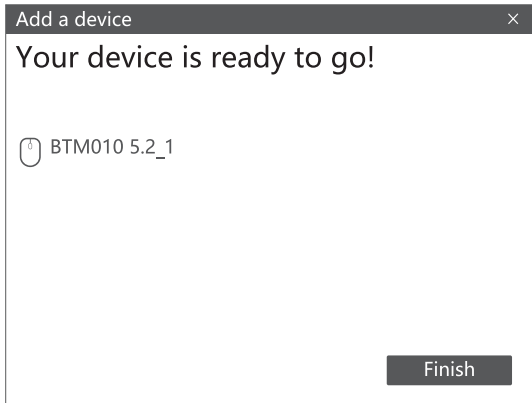
Short press the mode switch button
at the bottom of the mouse,
the  01 blue light flashes slowly

BT CONNECTION

Step 3



When connecting for the first time, pairing is required. Press and hold the mode switch button for more than 3 seconds, and the Bluetooth light will change to flash mode

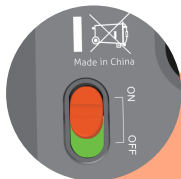


Open the search bluetooth device,
click connect to pair successfully

BTM010L
QUICK INSTRUCTIONS

2

BT CONNECTION
Step 1



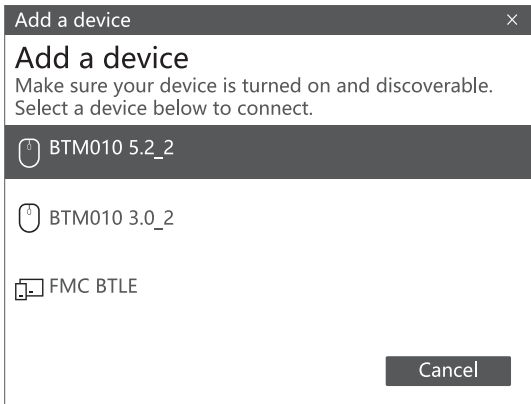
Turn on the power switch to green

BTM010L
QUICK INSTRUCTIONS

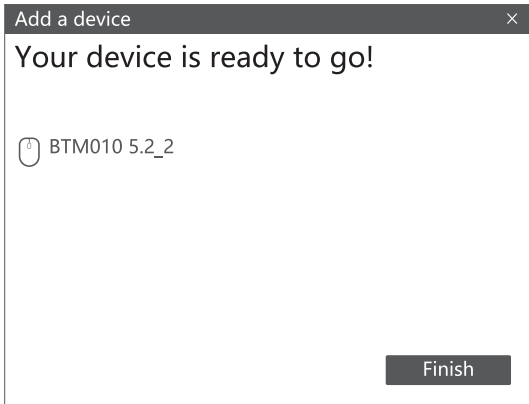
BT CONNECTION
Step 2



Short press the mode switch button
at the bottom of the mouse,
the  02 blue light flashes slowly



When connecting for the first time, pairing is required. Press and hold the mode switch button for more than 3 seconds, and the Bluetooth light will change to flash mode



Open the search bluetooth device,
click connect to pair successfully