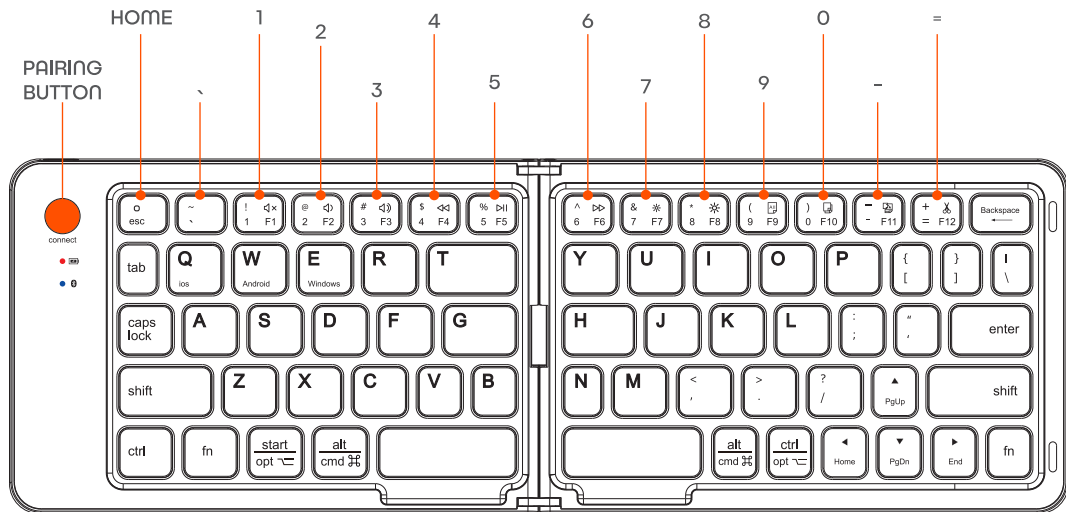


BTK001

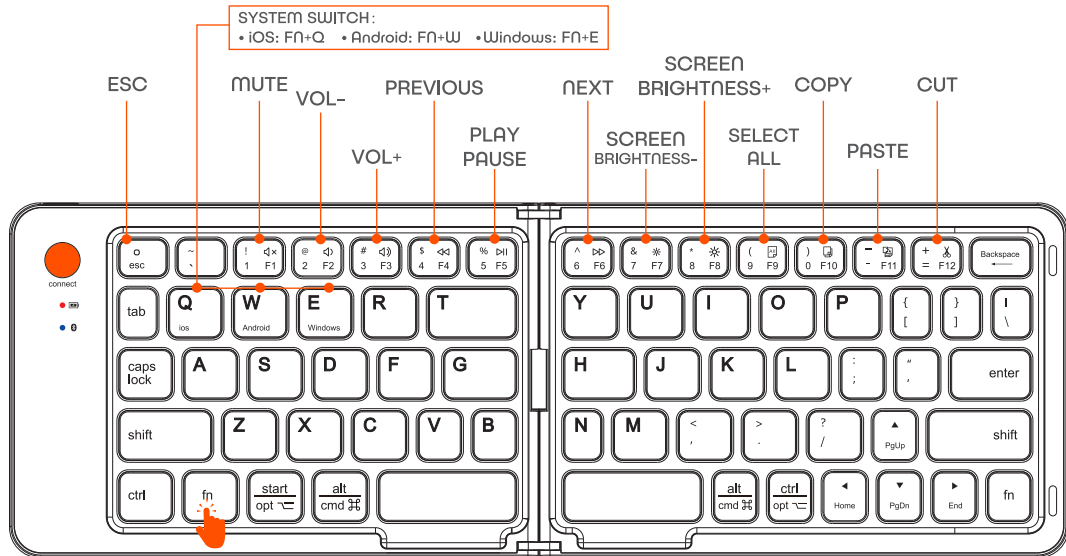
USER'S MANUAL

BLUETOOTH FOLDING KEYBOARD

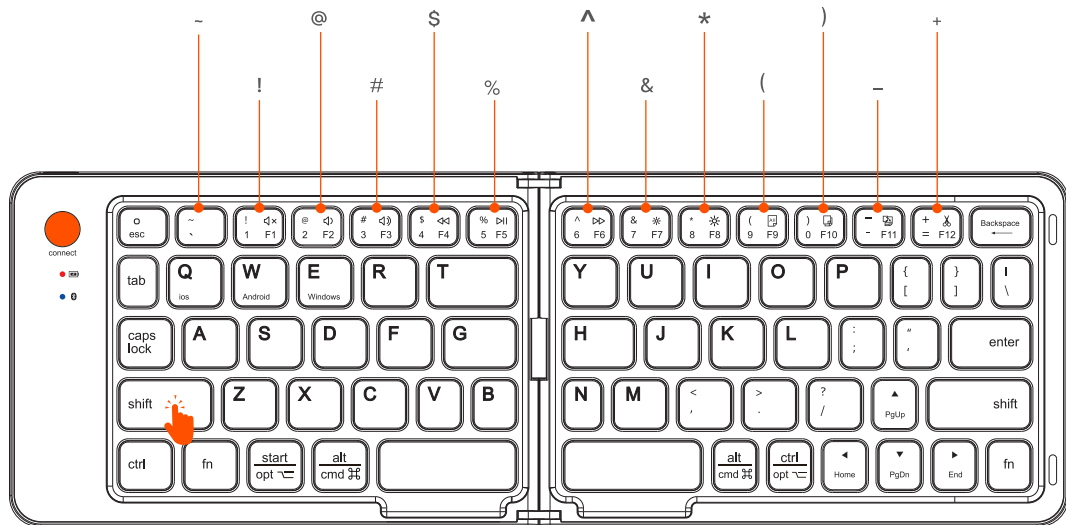
default



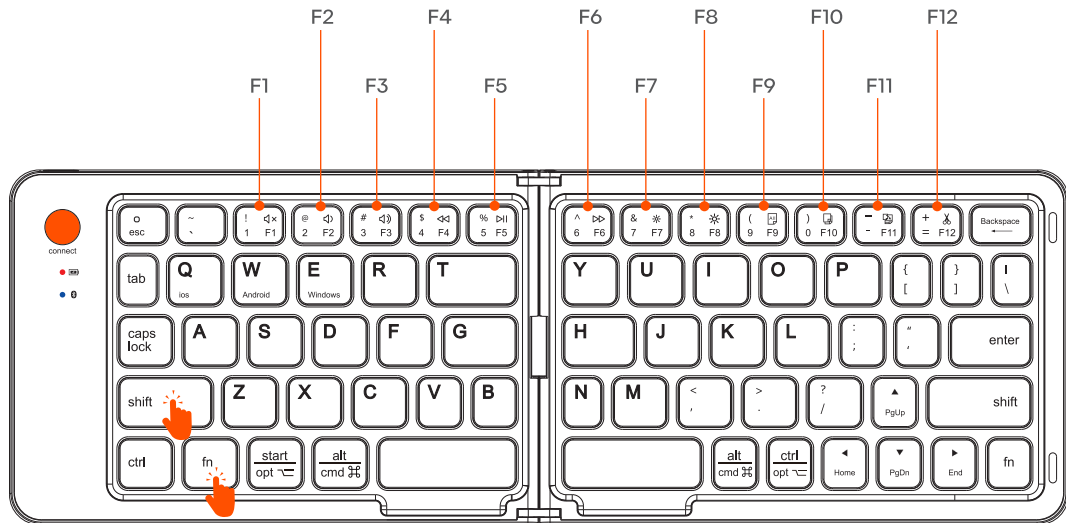
The function of fn+ combination keys



The function of shift+ combination keys



The function of fn+shift+ combination keyS



Model	BTK001
Interface	Tpye-C
Battery	Rechargeable
No. of keys	67
Compatible Systems	Windows/iOS/Android
Bluetooth version	Bluetooth 5.1
Working distance	Within 10 meters
Lithium battery capacity	150mAh
Charging voltage and current	DC5V 100mA
Working voltage	3.2-4.2V
Working current	<3mA
Sustainable working time	About 56 hours
Sleep time	10 minutes
Wake-up method	Press any key
Dimensions	282*95*8.8mm
Weight	170±5g

TYPE-C
CHARGING



Indicator light

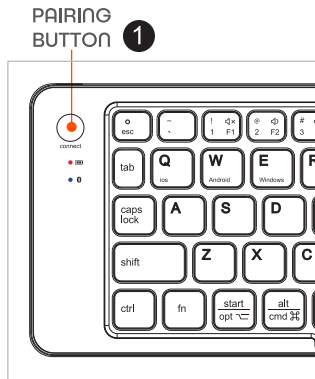


1. Power indicator: Open the left and right key areas of the keyboard. The red light will turn on for 2 seconds and then turn off. The blue light will fast flash to enter pairing mode, and then slow flash in reconnection mode.
When the keyboard is folded up, it stops working.
2. Charging indicator: When the USB-C cable is plugged into the charging port of the keyboard, the red light will turn on. Charging takes about 2 hours, and the red light will turn off.
3. Low voltage indicator: When the battery voltage drops below 3.3V, the red indicator light will start flashing with an interval of 0.5 seconds. After flashing 10 times, it will turn off. When a key is pressed, the light will start flashing again.

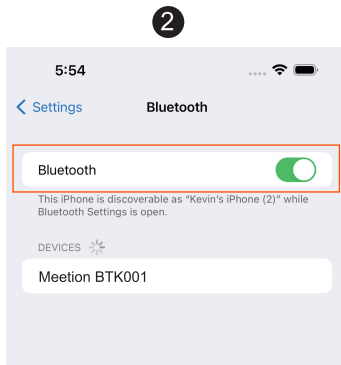


1. Pairing indicator: When you press the pairing button, the blue BT light will blink at 1-second intervals.
After a successful pairing, the blue LED will stay on for 2 seconds and then turn off. The maximum time for pairing is 2 minutes. If the keyboard is not successfully paired within this time, it will enter sleep mode.
2. Reconnection indicator: After successful pairing, if you turn off and then turn on the keyboard, the red light will turn on for 2 seconds and then turn off. The blue light will blink to indicate that the keyboard is reconnecting.
The keyboard will automatically reconnect, and the blue light will turn off when reconnection is complete.
Reconnection time should not exceed 5 seconds. If reconnection is not successful within 30 seconds, the Bluetooth will turn off and enter sleep mode.
3. Caps Lock indicator: The blue light will stay on or turn off to indicate whether Caps Lock is turned on or off. If the keyboard is not used for more than one minute, the blue light will turn off.

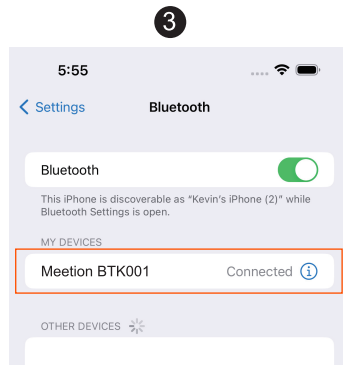
iOS / Andriod Connection



Opening the folding keyboard will automatically turn on the power. Press the Bluetooth pairing on 3 seconds until the Bluetooth indicator light flashes rapidly.



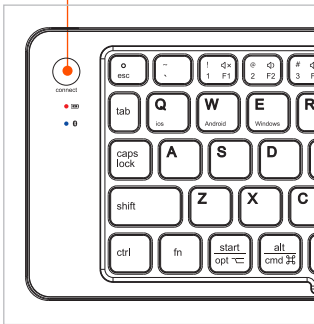
Turn on your phone's Bluetooth, slide the Bluetooth switch on the right icon to turn it green, and the iOS device will enter the search pairing state



My device list will display connected next to the "Bluetooth keyboard" device Connect, the keyboard status indicator light is off.

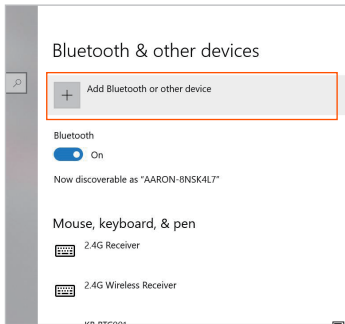
Windows Connection

PAIRING BUTTON 1



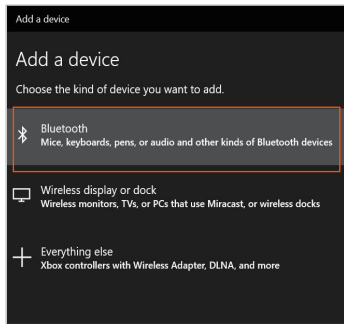
Opening the folding keyboard will automatically turn on the power. Press the Bluetooth pairing on 3 seconds until the Bluetooth indicator light flashes rapidly.

2



Turn on the computer Bluetooth switch to enter the Bluetooth settings page

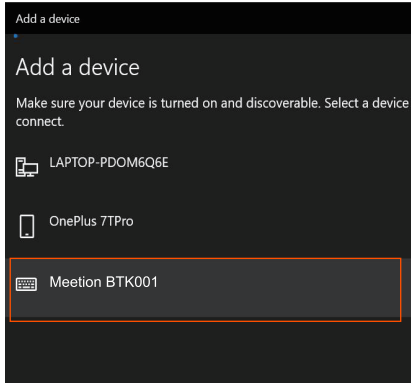
3



Click to add Bluetooth or other devices, click to add Bluetooth mouse, keyboard, and other devices

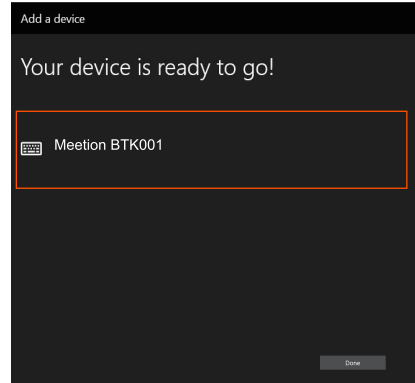
Windows Connection

4



Find the device named Meetion BTK001
and click on Add Pairing

5



Paired successfully

GENERAL

All products under the MEETION brand comply with the US FCC standards with FCC ID: 2A706.

The product is made in accordance with RoHS standard.


PRECAUTIONS

1. This product contains a rechargeable lithium battery.
 - (1) Do not dismantle, strike, crush, or put it into a fire.
 - (2) Stop using it immediately if severe swelling occurs.
 - (3) Do not place it in a high-temperature environment.
2. Do not use this device near water.
3. Only use a dry cloth to clean this product.
4. Please follow the manufacturer's instructions for use.
5. If the device is damaged, for example, if liquid enters it, if it gets wet in the rain or becomes damp, or if it cannot operate normally, it must be repaired. For repair matters, it should be entrusted to qualified maintenance personnel.

KIND TIPS

If the product is not in use for a long time, it is recommended to charge it every three months to activate the lithium battery inside the product and prevent battery failure due to long periods of non-use.

WARRANTY CARD

Model No. 型号		
Date of Sale 购买日期		
Seller 销售商		
Serial Number 序列号		
Address of the Seller _____ 销售商地址 _____		
Phone of the Seller _____ 销售商电话 _____		
Seller Signature & Stamp 销售商签字盖章		
To be Filled in by Service Center 以下由服务中心填写		
Date of Receipt 收货日期 _____	Date of Receipt 收货日期 _____	Date of Receipt 收货日期 _____
Date of Return 返回日期 _____	Date of Return 返回日期 _____	Date of Return 返回日期 _____
Special Marks 特殊记录 _____	Special Marks 特殊记录 _____	Special Marks 特殊记录 _____



TECHNICAL SUPPORT

Having technical problems with this product?

Send an email to service@meetion.com

For more information please visit:

www.meetion.com