



TECHNICAL SUPPORT

Having technical problems with this product?

Send an email to

service@meetion.com

For more information please visit:

www.meetion.com

MK009

USER'S MANUAL

Mechanical Keyboard

CONGRATULATIONS ON THE PURCHASE OF MEETION PRODUCTS!

Please read this user's manual before using the unit and retain this user's manual in safe place for future reference.

COPYRIGHT

©2020. MEETION TECH CO., LTD. Version 1.0(V 1.0). This Manual and information contained in it are copyrighted. All rights reserved.

TRADEMARKS

All trademarks are the property of their legal holders

SPECIAL FEATURES

- Wired keyboard, supports key line separation
- Rainbow color backlight, adjustable brightness
- Hot-swappable mechanical shaft
- OEM height keycaps
- Quick triggering of linear axes
- Fully configured mechanical keyboard
- The Knob can be change the volume and Light after long press
- Wire length 1.5m

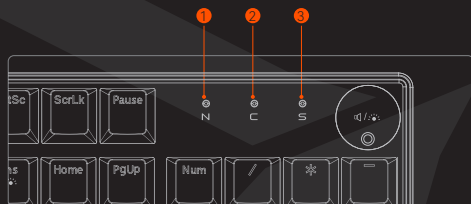
WARRANTY CARD

Model No. 型号		
Date of Sale 购买日期		
Seller 销售商		
Serial Number 序列号		
Address of the Seller 销售商地址		
Phone of the Seller 销售商电话		
Seller Signature & Stamp 销售商签字盖章		Stamp
To be Filled in by Service Center 以下由服务中心填写		
Date of Receipt 收货日期	Date of Receipt 收货日期	Date of Receipt 收货日期
Date of Return 退回日期	Date of Return 退回日期	Date of Return 退回日期
Special Marks 特殊记录	Special Marks 特殊记录	Special Marks 特殊记录

TECHNICAL SPECIFICATIONS

Model	MK009
Colour	Black
Number of keys	104/105+1
Connection method	wired
Compatible systems	Win XP/Vista/7/8/10/11
Size	428*125*40mm
Interface	Type-C
Driver address	www.meetion.com/driver/mk009.html

MK009 KEYBOARD OVERVIEW



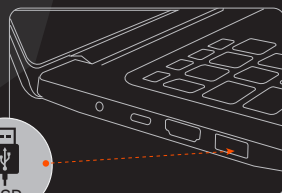
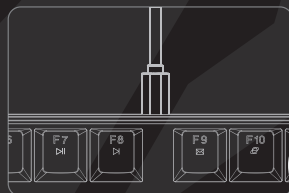
- 1 Number lock indicator
- 2 Caps Lock indicator light
- 3 Scroll lock indicator light



Turn the volume + clockwise,
turn the volume - counterclockwise .press to mute

Press and hold for 3 seconds,

Press to switch the light effect and rotate to adjust the brightness



Wired Type-C interface, connect the other end to the PC,
and the keyboard will work normally when it lights up

MK009 MULTIMEDIA AND KEY COMBINATION FUNCTIONS



Music



Volume -



Volume +



Mute



Stop



Previous song



Pause/Play



Next song



Mail



Home



My Computer



Calculator

TIP: WINDOWS SYSTEM MULTIMEDIA FUNCTIONS REQUIRE FN COMBINATION!



Fn+W press and hold for three seconds, WASD and up, down, left, and right direction keys are interchanged.



Press and hold Fn+ESC for three seconds to restore factory settings and light effects to default.



Fn+Win Win lock

MK009 RAINBOW BACKLIGHT

Light mode 1 Light mode 2 Light mode 3 Light mode 4



+



Light mode 5 Light mode 6 Light mode 7 Light mode 8

Which can be switched by pressing continuously, for a total of 20 backlight modes.



+



Adjust keyboard backlight brightness, 5 levels in total



Adjust the keyboard backlight speed, a total of 5 levels



Change the light model