



INSPIRE POTENTIAL IN COMFORT

**BTK530 WIRELESS KEYBOARD
USER'S MANUAL**

Congratulations on the Purchase of MEETION products!

Please read this user's manual before using the unit and retain this user's manual in safe place for future reference.

COPYRIGHT

©2022. MEETiON TECH CO., LTD. Version 1.0(V 1.0). This Manual and information contained in it are copyrighted. All rights reserved.

TRADEMARKS

All trademarks are the property of their legal holders

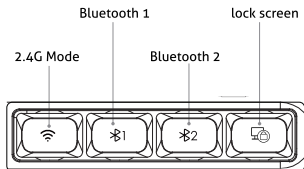
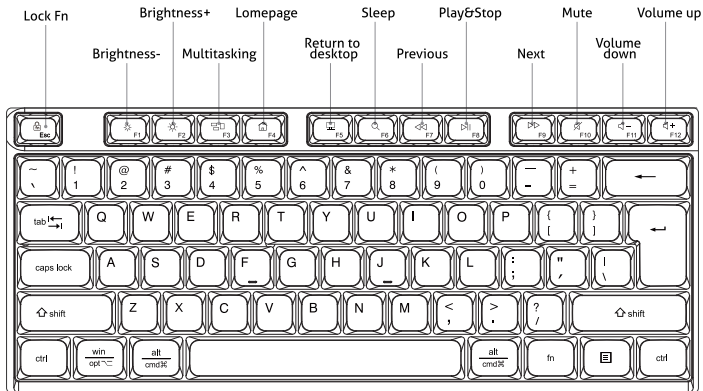
INSTALATION

1. Connect the keyboard to the available USB port of the PC.
2. After the keyboard is connected to the PC USB port, it will be automatically installed.
- 3.If the keyboard is not functioning properly, disconnect it from the PC and check if the connection pins might be damaged.

SPECIAL FEATURES

- The silent button design allows you to enjoy a quiet typing experience.
- 2.4G & Bluetooth Dual-mode Connection.
- Energy-saving wireless technology.
- Double layered tripod keyboard, choose the appropriate height.

MULTIMEDIA BUTTONS






Green light on: NUM key ; Blue light on: switch to 2.4G mode ;


Green light on: Caps Lock; Blue light on: switch to Bluetooth 1 mode;

Green light on: ScroLk key; Blue light on: switch to Bluetooth 2 mode;


The red light flashes when the battery is low, stays on when charging, and turns off when fully charged.

Turn left to Mac system, middle: OFF, turn right to Win system.

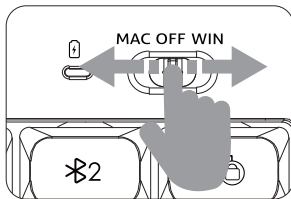
 Windows, default single press to open multimedia on Mac system,
When powered on, the corresponding channel indicator light will light up for 2 seconds

 Lock the Fn key with "Fn+esc", and prioritize the F function when locked under WIN/MAC.


2.4G MODE INSTRUCTIONS

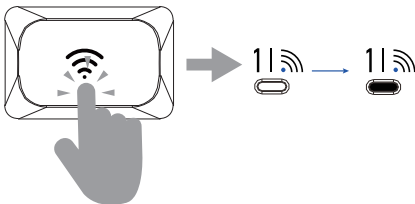


1. Plug the USB receiver into a USB port on your computer.



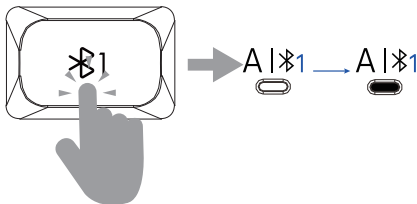
2. Switch the keyboard to the Mac/Windows system.

3. Press the "  " key to switch to 2.4G mode, and the indicator light will turn on.

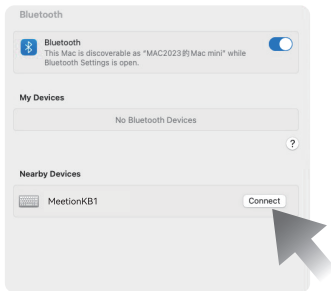


BLUETOOTH INSTRUCTIONS

Bluetooth 1

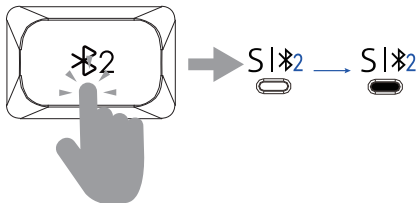


1. Press the "Bluetooth 1" key to switch to Bluetooth 1 mode, and the indicator light will turn on.

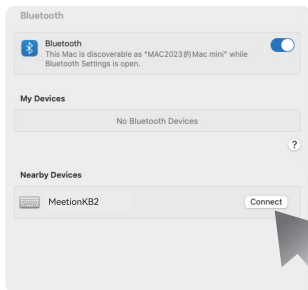


2. Find the "MeetionKB1" connection pairing on the

Bluetooth 2



1. Press the "B2" key to switch to Bluetooth 2 mode, and the indicator light will turn on.



2. Find the "MeetionKB2" connection pairing on the

TECHNICAL SPECIFICATION

Model:	BTK530
Number of buttons:	108/109
Connection type:	wireless technology
Compatible system:	Win XP/ Vista 7/8/10/MAC OS
Connector:	2.4G&Bluetooth connection
Weight:	495±5g
Product Size:	445*158*28mm

COMPATIBILITY

Applicable system:

Windows (windows XP / Vista / 7 / 8 / Server 2003 / 2000 / Win10 ,etc)
MacOS (macOS 10.10 above is recommended)

In 2.4G mode:

suitable for desktop computers, notebook computers.

NOTE

- ◆ Technical specifications given in this table are supplemental information and cannot give occasion to claims.
- ◆ Technical specifications are subject to change without notice due to improvement of MEETiON production.
- ◆ Technical support by Meetion Tech.



GENERAL

- The safe product, conforming to the US and EU requirements.
- The product is made in accordance with RoHS standard.

The product is made in accordance with FCC standard. The standard was issued in order to decrease the amount of the electronic and electrical waste emitted into the atmosphere.

- The WEEE symbol (the crossed-out wheeled bin) using indicates that this product is not home waste. You protect the environment when you recycle hazardous waste appropriately. In order to get detailed information about recycling this product, please contact your retailer or a local authority.

WARRANTY CARD

Model No. 型号	
Date of Sale 购买日期	
Seller 销售商	
Serial Number 序列号	

Address of the Seller _____
销售商地址: _____

Phone of the Seller
销售商电话 _____

Seller Signature & Stamp
销售商签字盖章



QUALIFIED CERTIFICATE
合格证书

MODEL: _____
(型号)

CHECKER: _____
(检查员)

DATE: _____
(出厂日期)



To be Filled in by Service Center 以下由服务中心填写

Date of Receipt 收货日期 _____	Date of Receipt 收货日期 _____	Date of Receipt 收货日期 _____
Date of Return 返回日期 _____	Date of Return 返回日期 _____	Date of Return 返回日期 _____
Special Marks 特殊记录 _____	Special Marks 特殊记录 _____	Special Marks 特殊记录 _____

Dear Customer!

Thank you for purchasing MEETION product. We guarantee high quality and reliable operation of MEETION products, if technical requirements described in User's Manual are observed. Having purchased this product, Customer hereby agrees to warranty terms stated below.

Please read User's Manual carefully, check package contents and correctness of completing warranty card. Please retain warranty card for the whole term of operation life of the product.

With the present warranty card MEETION confirms that its product is free from defects and is obliged to provide free repair or replacement of faulty parts within warranty period which is prolonged for the term of warranty repair. MEETION reserves the right to refuse free-of-charge warranty repair unless warranty terms stated below have been met by a user. All warranty terms are effective within the scope of applicable legislation which assures protection of consumers' rights.

Warranty terms

"Warranty period set by the manufacturer for all kinds of products, is 12 months from the date of purchase.

1. The warranty is valid only at presence of cash or commodity check and if the warranty card has been completed correctly and it contains such details: model name, serial number (if it is foreseen by the producer), date of purchase, signature of the Buyer and stamp of the Seller.
2. Serial number (if it is foreseen by the producer) and model name of the product should correspond to those specified in the warranty card.
3. Warranty repair is carried out within warranty period specified in the warranty card by authorized service centers only (ASC).
4. Warranty for the product expires, if:
 - a) Instructions given in User's Manual are not observed;
 - b) There are signs of outside interference or obvious attempt of product's repair by unauthorized service center;
 - c) There are found unauthorized modifications of construction or electric circuit diagram of the product (Except for cases stipulated in User's Manual);
 - d) Product designed for personal (household) needs has been used for profit extraction, production needs, or other purposes which do not correspond to its intended application.
5. Warranty does not cover the following:
 - a) Mechanical damages or damages due to improper transportation or storage;
 - b) Damages caused by presence of foreign objects, substances, liquids or insects inside the product;
 - c) Damages caused by natural calamities, fire, household factors, accidental external factors;
 - d) damages caused by non-correspondence of parameters of power supply, telecommunications and cabling networks to State standards and other external factors;
 - e) Damages caused by using nonstandard consumables, adapters and spare parts.
6. Warranty does not cover consumables.
7. MEETION does not assume responsibility for possible damages/injuries directly or indirectly sustained by MEETION products to people, domestic animals or property, if such damage/injury has been suffered as a result of noncompliance with rules or conditions of operation of the product or it's in spallation, deli be rate or incautious actions of a user or third persons."

If any problems occur during operation of the product, we strongly recommend addressing service centers authorized by the manufacturer of MEETION products only, addresses and phone numbers of which are found at **WWW.MEETION.COM** and e-mail: **info@meetion.com**.

I hereby accept terms of warranty servicing.

Signature of the Buyer

Meetion

TECHNICAL SUPPORT

Having technical problems with this product?

Send an email to
service@meetion.com

For more information please visit:
www.meetion.com