



THE PERFECT CHOICE FOR GAMERS

BTH015 GAMING HEADSET
USER'S MANUAL

Congratulations on the Purchase of MEETION products!

Please read this user's manual before using the unit and retain this user's manual in safe place for future reference.

COPYRIGHT

©2025. MEETION TECH CO., LTD. Version 1.0(V 1.0). This Manual and information contained in it are copyrighted. All rights reserved.

TRADEMARKS

All trademarks are the property of their legal holders

INSTALLATION

1. Connect the USB receiver to an available USB port of your PC.
2. If the headset not working, please restart power, or disconnect it from your PC and check connect pins for possible damage.

SPECIAL FEATURES

- Gradient Static Light
- Multi-system Compatibility, Seamless Switching.
- Smart Voice Assistant, Call Noise Cancellation.
- There are three connection methods: 2.4G, Bluetooth, and wired.

FUNCTION OVERVIEW



Power Key

- 1 Press and hold for 3 seconds to power on; press and hold for 5 seconds to power off. Short press: Play/Pause. Double click: Next track; Triple click: Previous track. Short press to answer an incoming call. Press and hold for 1.5 seconds to reject an incoming call. Press and hold for 2 seconds to activate the voice assistant.

Mic Key

- 2 Short Press: Mic On/Off
2s Hold: Light On/Off
Double Click: 2.4G/Bluetooth
Triple Click: Gaming/Music Mode
Five Clicks: Clear Pairings

Volume Adjustment Wheel

- 3 Rotate clockwise: Volume Up (+)
Rotate counterclockwise: Volume Down (-).


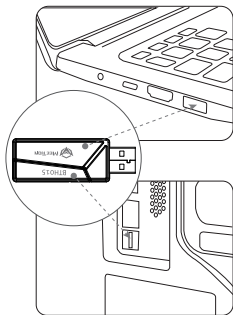
Status Indicator Light

- 4 Power-on: Red and blue lights flash alternately
Power-off: Red and blue lights turn off
Low battery: When the battery level drops to 10%, the red light flashes once every 5 seconds.

Type-C Port

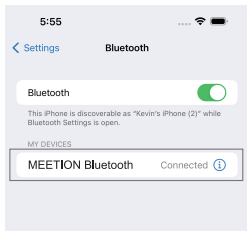
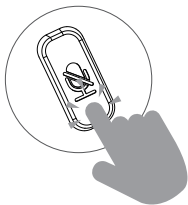
- 5 Wired Connection

2.4G MODE INSTRUCTIONS



Pair the receiver with your phone or computer. Double-click the Mic key to enter 2.4G mode; a short press will trigger a beep to start pairing. When pairing is successful, the headset speaker will announce "Connected", and the status indicator light will stay steadily lit in blue.

BLUETOOTH INSTRUCTIONS



Double-click the Mic key to enter Bluetooth mode; a short press will trigger a beep to initiate pairing. Turn on Bluetooth on your phone or computer and select the headset to pair. A voice prompt from the headset indicates successful pairing.

! **Smart Auto-off Mode:** If the headset remains unpaired 5 minutes after entering pairing mode, the red and blue lights will flash alternately, and the headset will announce "Power off" before automatically shutting down.

TECHNICAL SPECIFICATION

Name	Wireless Gaming Headset
Speaker	Φ50mm
Sensitivity	110±3dB
Impedance	16Ω±15%
Frequency response	20-20KHz
Microphone	Omni-directional
Mic Sensitivity	-38±3dB
Interface	Type-C
Dimensions	195*108*230mm
Weight	288±10g
Battery capacity	1000mAh
Charging time	2-3hours

COMPATIBILITY

Applicable system:

Windows/Mac OS/IOS/Android/PS4/PS5/Switch

NOTE

- ◆ Technical specifications given in this table are supplemental information and cannot give occasion to claims.
- ◆ Technical specifications are subject to change without notice due to improvement of MEETiON production.
- ◆ Technical support by Meetion Tech.



GENERAL

- The safe product, conforming to the US and EU requirements.
- The product is made in accordance with RoHS standard.
The product is made in accordance with FCC standard. The standard was issued in order to decrease the amount of the electronic and electrical waste emitted into the atmosphere.
- The WEEE symbol (the crossed-out wheeled bin) using indicates that this product is not home waste. You protect the environment when you recycle hazardous waste appropriately. In order to get detailed information about recycling this product, please contact your retailer or a local authority.

WARRANTY CARD

Model No. 型号	
Date of Sale 购买日期	
Seller 销售商	
Serial Number 序列号	

Address of the Seller _____
销售商地址: _____


Phone of the Seller _____
销售商电话 _____

QUALIFIED CERTIFICATE
合格证书

MODEL: _____
(型号)

CHECKER: _____
(检查员)

DATE: _____
(出厂日期)



Seller Signature & Stamp
销售商签字盖章

Stamp

To be Filled in by Service Center 以下由服务中心填写

Date of Receipt 收货日期 _____	Date of Receipt 收货日期 _____	Date of Receipt 收货日期 _____
Date of Return 返回日期 _____	Date of Return 返回日期 _____	Date of Return 返回日期 _____
Special Marks 特殊记录 _____	Special Marks 特殊记录 _____	Special Marks 特殊记录 _____

Dear Customer!

Thank you for purchasing MEETION product. We guarantee high quality and reliable operation of MEETION products, if technical requirements described in User's Manual are observed. Having purchased this product, Customer hereby agrees to warranty terms stated below.

Please read User's Manual carefully, check package contents and correctness of completing warranty card. Please retain warranty card for the whole term of operation life of the product.

With the present warranty card MEETION confirms that its product is free from defects and is obliged to provide free repair or replacement of faulty parts within warranty period which is prolonged for the term of warranty repair. MEETION reserves the right to refuse free-of-charge warranty repair unless warranty terms stated below have been met by a user. All warranty terms are effective within the scope of applicable legislation which assures protection of consumers' rights.

Warranty terms

"Warranty period set by the manufacturer for all kinds of products, is 12 months from the date of purchase.

1. The warranty is valid only at presence of cash or commodity check and if the warranty card has been completed correctly and it contains such details: model name, serial number (if it is foreseen by the producer), date of purchase, signature of the Buyer and stamp of the Seller.

2. Serial number (if it is foreseen by the producer) and model name of the product should correspond to those specified in the warranty card.

3. Warranty repair is carried out within warranty period specified in the warranty card by authorized service centers only (ASC).

4. Warranty for the product expires, if:

- a) Instructions given in User's Manual are not observed;
- b) There are signs of outside interference or obvious attempt of product's repair by unauthorized service center;
- c) There are found unauthorized modifications of construction or electric circuit diagram of the product (Except for cases stipulated in User's Manual);
- d) Product designed for personal (household) needs has been used for profit extraction, production needs, or other purposes which do not correspond to its intended application.

5. Warranty does not cover the following:

- a) Mechanical damages or damages due to improper transportation or storage;
- b) Damages caused by presence of foreign objects, substances, liquids or insects inside the product;
- c) Damages caused by natural calamities, fire, household factors, accidental external factors;
- d) Damages caused by non-correspondence of parameters of power supply, telecommunications and cabling networks to State standards and other external factors;
- e) Damages caused by using nonstandard consumables, adapters and spare parts.

6. Warranty does not cover consumables.

7. MEETION does not assume responsibility for possible damages/injuries directly or indirectly sustained by MEETION products to people, domestic animals or property, if such damage/injury has been suffered as a result of noncompliance with rules or conditions of operation of the product or it's in spallation, deli be rate or incautious actions of a user or third persons."

If any problems occur during operation of the product, we strongly recommend addressing service centers authorized by the manufacturer of MEETION products only, addresses and phone numbers of which are found at **WWW.MEETION.COM** and e-mail: **info@meetion.com**.
I hereby accept terms of warranty servicing.

Signature of the Buyer



TECHNICAL SUPPORT

Having technical problems with this product?

Send an email to
service@meetion.com

For more information please visit:
www.meetion.com