

Meetion

INSPIRE POTENTIAL IN COMFORT

**BTC9660 WIRELESS COMBO
USER'S MANUAL**

Congratulations on the Purchase of MEETION products!

Please read this user's manual before using the unit and retain this user's manual in safe place for future reference.

COPYRIGHT

©2025. MEETION TECH CO., LTD. Version 1.0(V 1.0). This Manual and information contained in it are copyrighted. All rights reserved.

TRADEMARKS

All trademarks are the property of their legal holders

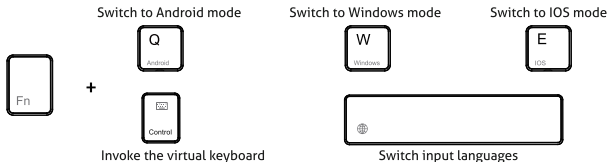
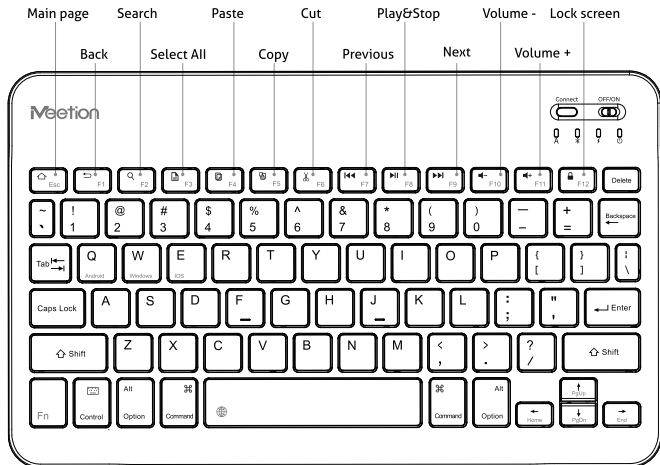
INSTALLATION

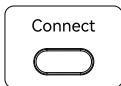
1. Establish a Bluetooth connection between the keyboard, mouse and your computer.
2. If the device stops functioning, toggle the power switch off and on again, or disconnect the device from your computer and perform a reconnection.

SPECIAL FEATURES

- The silent button design allows you to enjoy a quiet typing experience.
- 1200/1600/2400 adjustable DPI.
- Energy-saving wireless technology.
- Equipped with a magnetic protective case, the keyboard enables instant workflow at your fingertips.

MULTIMEDIA BUTTONS

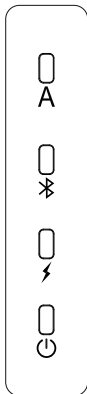




Bluetooth Pairing Button



Toggle left or right to turn the device on or off.



Green light stays on: Caps keypad is active.


Blue light flashes rapidly: Bluetooth pairing mode activated.

Blue light flashes slowly: Bluetooth reconnection mode activated.

Blue light stays on for 5 seconds then turns off: Keyboard reconnected successfully.

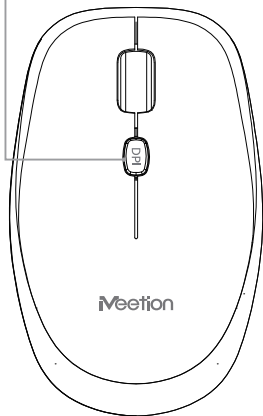
Low battery: Red light flashes rapidly; Charging: Red light stays on; Fully charged: Red light turns off.

Blue light stays on for 5 seconds then turns off upon device startup.

 The pre-set shortcut key configurations are fully compatible with Windows, iOS, and Android operating systems

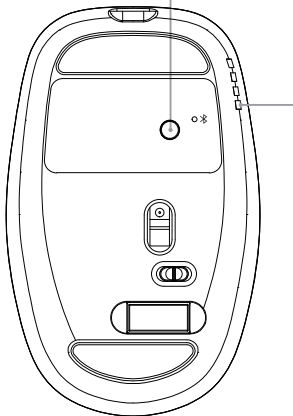
☰ DPI Speed Switch Button

DPI Speed Switch Button: click this button to adjust the speed of the mouse pointer, with 3 speed levels (DPI): 1200/1600/2400. The default speed level (DPI) is 1600.



✧ Bluetooth Pairing Key

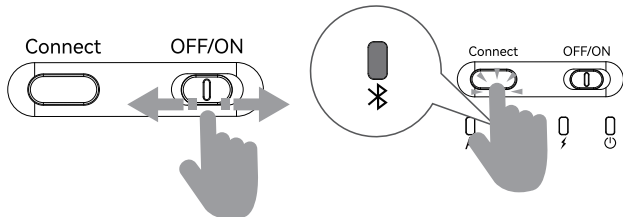
Press and hold the button for 3 seconds to activate pairing mode; the blue indicator light will automatically turn off once a successful connection is established



Low-battery & Charging Indicator Light

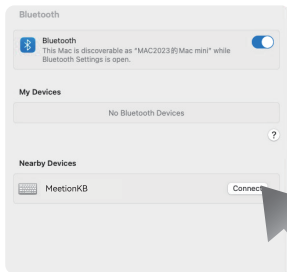
Low Battery Condition: The red indicator at this location will flash to indicate the need for charging when battery level is low.
Charging Condition: The red indicator will remain illuminated during charging and will deactivate automatically when the battery reaches full capacity.

BLUETOOTH INSTRUCTIONS



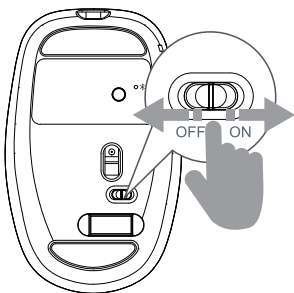
1. Toggle the switch right to the "ON" position to turn on the device.

2. Press BT Pairing Button → Blue Indicator Flashes.

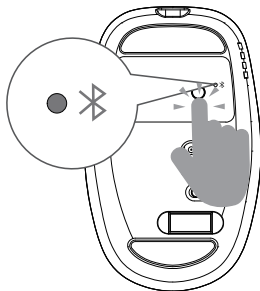


3. Find the device named "MeetionKB" in your computer's Bluetooth settings and connect it, get ready!

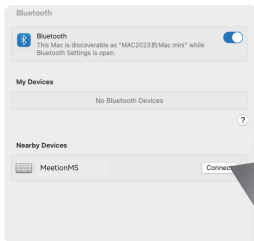
BLUETOOTH INSTRUCTIONS



1. Toggle the switch right to the "ON" position to turn on the device.



2. Press BT Pairing Button → Blue Indicator Flashes.



3. Find the device named "MeetionMS" in your computer's Bluetooth settings and connect it, get ready!

TECHNICAL SPECIFICATION

Model:	BTC96600
Number of buttons:	78
Connection type:	wireless technology
Compatible system:	Win XP/ Vista 7/8/10/MAC OS
Connector:	Bluetooth connection
Wireless distance:	10m
Weight:	547±5g
Product Size:	Keyboard: 254/155/13mm, Mouse:100*62*33mm
Resolution:	2400 dpi

COMPATIBILITY

Applicable system:

Windows (windows XP / Vista / 7 / 8 / Server 2003 / 2000 / Win10 ,etc)
MacOS (macOS 10.10 above is recommended)

NOTE

- ◆ Technical specifications given in this table are supplemental information and cannot give occasion to claims.
- ◆ Technical specifications are subject to change without notice due to improvement of MEETiON production.
- ◆ Technical support by Meetion Tech.



GENERAL

- The safe product, conforming to the US and EU requirements.
- The product is made in accordance with RoHS standard.
The product is made in accordance with FCC standard. The standard was issued in order to decrease the amount of the electronic and electrical waste emitted into the atmosphere.
- The WEEE symbol (the crossed-out wheeled bin) using indicates that this product in not home waste. You protect the environment when you recycle hazardous waste appropriately. In order to get detailed information about recycling this product, please contact your retailer or a local authority.

WARRANTY CARD

Model No. 型号	
Date of Sale 购买日期	
Seller 销售商	
Serial Number 序列号	

Address of the Seller _____
销售商地址 _____

Phone of the Seller _____
销售商电话 _____

Seller Signature & Stamp
销售商签字盖章


Stamp

QUALIFIED CERTIFICATE
合格证书

MODEL: _____
(型号)

CHECKER: _____
(检查员)

DATE: _____
(出厂日期)



To be Filled in by Service Center 以下由服务中心填写

Date of Receipt 收货日期 _____	Date of Receipt 收货日期 _____	Date of Receipt 收货日期 _____
Date of Return 返回日期 _____	Date of Return 返回日期 _____	Date of Return 返回日期 _____
Special Marks 特殊记录 _____	Special Marks 特殊记录 _____	Special Marks 特殊记录 _____

Dear Customer!

Thank you for purchasing MEETION product. We guarantee high quality and reliable operation of MEETION products, if technical requirements described in User's Manual are observed. Having purchased this product, Customer hereby agrees to warranty terms stated below.

Please read User's Manual carefully, check package contents and correctness of completing warranty card. Please retain warranty card for the whole term of operation life of the product.

With the present warranty card MEETION confirms that its product is free from defects and is obliged to provide free repair or replacement of faulty parts within warranty period which is prolonged for the term of warranty repair. MEETION reserves the right to refuse free-of-charge warranty repair unless warranty terms stated below have been met by a user. ALL warranty terms are effective within the scope of applicable legislation which assures protection of consumers' rights.

Warranty terms

"Warranty period set by the manufacturer for all kinds of products, is 12 months from the date of purchase.

1. The warranty is valid only at presence of cash or commodity check and if the warranty card has been completed correctly and it contains such details: model name, serial number (if it is foreseen by the producer), date of purchase, signature of the Buyer and stamp of the Seller.

2. Serial number (if it is foreseen by the producer) and model name of the product should correspond to those specified in the warranty card.

3. Warranty repair is carried out within warranty period specified in the warranty card by authorized service centers only (ASC).

4. Warranty for the product expires, if:

- a) Instructions given in User's Manual are not observed;
- b) There are signs of outside interference or obvious attempt of product's repair by unauthorized service center;
- c) There are found unauthorized modifications of construction or electric circuit diagram of the product (Except for cases stipulated in User's Manual);
- d) Product designed for personal (household) needs has been used for profit extraction, production needs, or other purposes which do not correspond to its intended application.

5. Warranty does not cover the following:

- a) Mechanical damages or damages due to improper transportation or storage;
- b) Damages caused by presence of foreign objects, substances, liquids or insects inside the product;
- c) Damages caused by natural calamities, fire, household factors, accidental external factors;
- d) Damages caused by non-correspondence of parameters of power supply, telecommunications and cabling networks to State standards and other external factors;
- e) Damages caused by using nonstandard consumables, adapters and spare parts.

6. Warranty does not cover consumables.

7. MEETION does not assume responsibility for possible damages/injuries directly or indirectly sustained by MEETION products to people, domestic animals or property, if such damage/injury has been suffered as a result of noncompliance with rules or conditions of operation of the product or it's in spallation, deli be rate or incautious actions of a user or third persons."

If any problems occur during operation of the product, we strongly recommend addressing service centers authorized by the manufacturer of MEETION products only, addresses and phone numbers of which are found at **WWW.MEETION.COM** and e-mail: **info@meetion.com**.

I hereby accept terms of warranty servicing.

Signature of the Buyer

iMeetion
TECHNICAL SUPPORT

Having technical problems with this product?

Send an email to

service@meetion.com

For more information please visit:

www.meetion.com