

**iMeetion**

**INSPIRE POTENTIAL IN COMFORT**

**BTM007 WIRELESS MOUSE  
USER'S MANUAL**

# **Congratulations on the Purchase of MEETION products!**

Please read this user's manual before using the unit and retain this user's manual in safe place for future reference.

## **COPYRIGHT**

©2026. MEETiON TECH CO., LTD. Version 1.0(V 1.0). This Manual and information contained in it are copyrighted. All rights reserved.

## **TRADEMARKS**

All trademarks are the property of their legal holders

## **INSTALLATION**

1. Connect the USB receiver to an available USB port of your PC.
2. Installation of the mouse is automatic after its connection to a PC USB port.
3. If the mouse not working, please restart power, or disconnect it from your PC and check connect pins for possible damage.

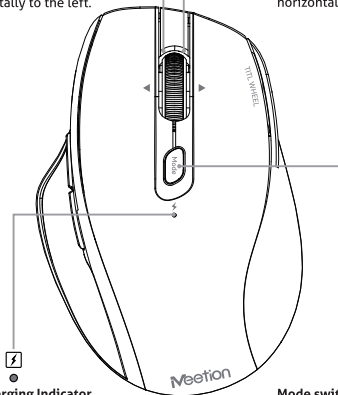
## **SPECIAL FEATURES**

- 2.4G Wireless Transmission Technology.
- 10M wireless receiving distance.
- 800/1200/1600/2400 adjustable DPI.
- Skin-like materials make the hand feel more comfortable.

## BUTTON FUNCTION

**Scroll wheel left button**  
Scroll wheel left click, page scrolls horizontally to the left.

**Scroll wheel right button**  
Scroll wheel right click, page scrolls horizontally to the right.

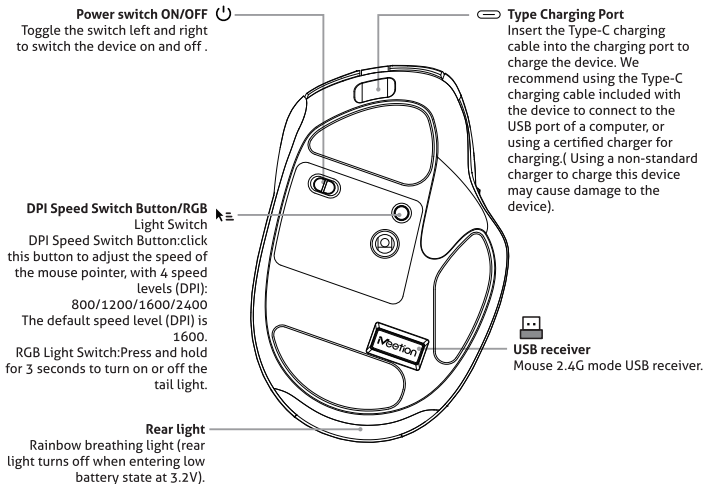


**Low Battery Indicator/Charging Indicator**

Low Battery Status: When the device is low on power, the red indicator light in this position will blink on to remind you to charge the device. Charging Status: When you are charging the device, the red indicator light in this position will be on continuously, and the red indicator light will be off when the device is fully charged.

**Mode switching button**

Click: Switch the current connection mode.

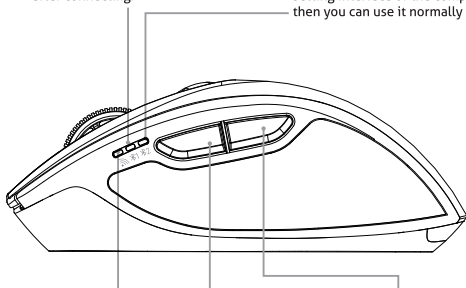


**Bluetooth 1 Connection Indicator** ✖1 ●

When entering the Bluetooth 1 connection mode, the blue indicator light will be flashing, at this time you can find the Bluetooth device named "Meetion\_MS\_BT1" in the Bluetooth setting interface of the computer, and then you can use it normally after connecting.

**Bluetooth 2 Connection Indicator** ✖2 ●

When entering the Bluetooth 2 connection mode, the blue indicator light will be flashing, at this time you can find the Bluetooth device name "Meetion\_MS\_BT2" in the Bluetooth setting interface of the computer, and then you can use it normally after




**2.4G Connection Indicator(USB Receiver)** ●

When entering the 2.4G connection mode, the green indicator at this position will light up, at this time you can plug the USB receiver into the computer for normal use.

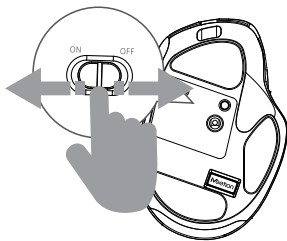
**Side button1**  
Click:forward.

**Side button2**  
Click:back.

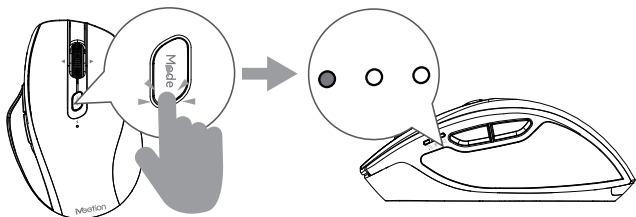
## 2.4G MODE INSTRUCTIONS



1. Plug the USB receiver into a USB port on your computer.



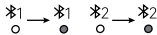
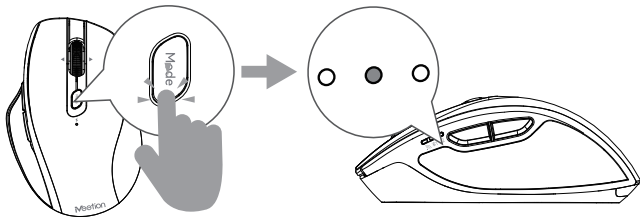
2. Switch to the "ON" position on the left to turn on the device.



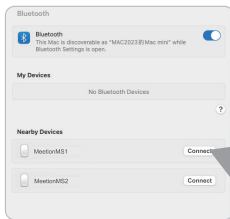
3. Click the "Mode Switching Button" to switch to 2.4G mode, the corresponding 2.4G indicator will light up green, get ready!



## BLUETOOTH INSTRUCTIONS



2. Click the "Mode Switching Button" to switch to Bluetooth 1 / Bluetooth 2 mode, the corresponding Bluetooth 1 / Bluetooth 2 indicator will light up blue and start blinking.



3. Find the device named "MeetionMS1" / "MeetionMS2" in your computer's Bluetooth settings and connect it, get ready!

## TECHNICAL SPECIFICATION

Model:	BTM007
Type:	2.4GHz Wireless
Power Type:	Rechargeable
Type:	Type-C
Wireless distance:	10m
Gross weight:	84±5g
Product Size:	111 * 75 * 40mm
Resolution:	2400dpi

## COMPATIBILITY

**Applicable system:**

Windows ( windows XP / Vista / 7 / 8 / Server 2003 / 2000 / Win10 ,etc)  
MacOS (macOS 10.10 above is recommended)

**In 2.4G mode:**

suitable for desktop computers, notebook computers.

## NOTE

- ◆ Technical specifications given in this table are supplemental information and cannot give occasion to claims.
- ◆ Technical specifications are subject to change without notice due to improvement of MEETiON production.
- ◆ Technical support by Meetion Tech.



## GENERAL

- The safe product, conforming to the US and EU requirements.
- The product is made in accordance with RoHS standard.  
The product is made in accordance with FCC standard. The standard was issued in order to decrease the amount of the electronic and electrical waste emitted into the atmosphere.
- The WEEE symbol (the crossed-out wheeled bin) using indicates that this product is not home waste. You protect the environment when you recycle hazardous waste appropriately. In order to get detailed information about recycling this product, please contact your retailer or a local authority.

# WARRANTY CARD

Model No. 型号	
Date of Sale 购买日期	
Seller 销售商	
Serial Number 序列号	

Address of the Seller \_\_\_\_\_  
销售商地址 \_\_\_\_\_


Phone of the Seller \_\_\_\_\_  
销售商电话 \_\_\_\_\_

QUALIFIED CERTIFICATE  
合格证书

MODEL: \_\_\_\_\_  
(型号)

CHECKER: \_\_\_\_\_  
(检查员)

DATE: \_\_\_\_\_  
(出厂日期)



Seller Signature & Stamp  
销售商签字盖章

Stamp

To be Filled in by Service Center 以下由服务中心填写

Date of Receipt 收货日期 _____	Date of Receipt 收货日期 _____	Date of Receipt 收货日期 _____
Date of Return 返回日期 _____	Date of Return 返回日期 _____	Date of Return 返回日期 _____
Special Marks 特殊记录 _____	Special Marks 特殊记录 _____	Special Marks 特殊记录 _____

**Dear Customer!**

Thank you for purchasing MEETION product. We guarantee high quality and reliable operation of MEETION products, if technical requirements described in User's Manual are observed. Having purchased this product, Customer hereby agrees to warranty terms stated below.

**Please read User's Manual carefully, check package contents and correctness of completing warranty card. Please retain warranty card for the whole term of operation life of the product.**

With the present warranty card MEETION confirms that its product is free from defects and is obliged to provide free repair or replacement of faulty parts within warranty period which is prolonged for the term of warranty repair. MEETION reserves the right to refuse free-of-charge warranty repair unless warranty terms stated below have been met by a user. All warranty terms are effective within the scope of applicable legislation which assures protection of consumers' rights.

**Warranty terms**

"Warranty period set by the manufacturer for all kinds of products, is 12 months from the date of purchase.

1. The warranty is valid only at presence of cash or commodity check and if the warranty card has been completed correctly and it contains such details: model name, serial number (if it is foreseen by the producer), date of purchase, signature of the Buyer and stamp of the Seller.

2. Serial number (if it is foreseen by the producer) and model name of the product should correspond to those specified in the warranty card.

3. Warranty repair is carried out within warranty period specified in the warranty card by authorized service centers only (ASC).

4. Warranty for the product expires, if:

- a) Instructions given in User's Manual are not observed;
- b) There are signs of outside interference or obvious attempt of product's repair by unauthorized service center;
- c) There are found unauthorized modifications of construction or electric circuit diagram of the product (Except for cases stipulated in User's Manual);
- d) Product designed for personal (household) needs has been used for profit extraction, production needs, or other purposes which do not correspond to its intended application.

5. Warranty does not cover the following:

- a) Mechanical damages or damages due to improper transportation or storage;
- b) Damages caused by presence of foreign objects, substances, liquids or insects inside the product;
- c) Damages caused by natural calamities, fire, household factors, accidental external factors;
- d) damages caused by non-correspondence of parameters of power supply, telecommunications and cabling networks to State standards and other external factors;
- e) Damages caused by using nonstandard consumables, adapters and spare parts.

6. Warranty does not cover consumables.

7. MEETION does not assume responsibility for possible damages/injuries directly or indirectly sustained by MEETION products to people, domestic animals or property, if such damage/injury has been suffered as a result of noncompliance with rules or conditions of operation of the product or it's in spallation, deli be rate or incautious actions of a user or third persons."

If any problems occur during operation of the product, we strongly recommend addressing service centers authorized by the manufacturer of MEETION products only, addresses and phone numbers of which are found at **WWW.MEETION.COM** and e-mail: **info@meetion.com**.

I hereby accept terms of warranty servicing.

---

Signature of the Buyer

**iMeetion**

**TECHNICAL SUPPORT**

Having technical problems with this product?

Send an email to

[service@meetion.com](mailto:service@meetion.com)

For more information please visit:

[www.meetion.com](http://www.meetion.com)